

COVID-19 and Social Protection in Southern Africa

3 – Mapping of SP Responses to COVID-19

Virtual Lunchtime Seminar
Tuesday, 20 October 2020

Presenters:

Dr Jeremy Seekings
Lena Gronbach



PROMOTING EVIDENCE-BASED
RESEARCH AND PUBLIC POLICY

1

Mapping of Social Protection Responses to COVID-19

- **WHAT:** Extensive mapping of SP responses to Covid-19 in the Global South (3 regions)
- **FOCUS:** Government responses (not humanitarian): Coverage, adequacy, timeliness, delivery...
- **HOW:** Review of information publicly available (media, government etc.), several languages
- **WHEN:** SSA mapping covers March to end of September 2020, still on-going
- **WHO:** IPC-IG research team and partners, financed by UNDP and GIZ
- **OUTCOME:** Data to be published as 'dashboard' on Socialprotection.org in December

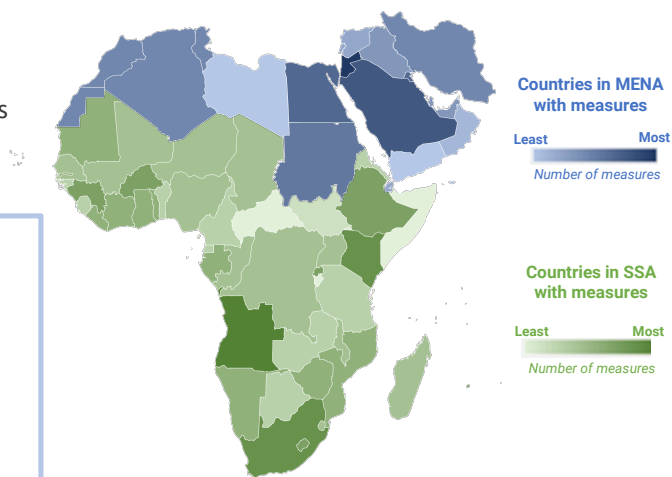
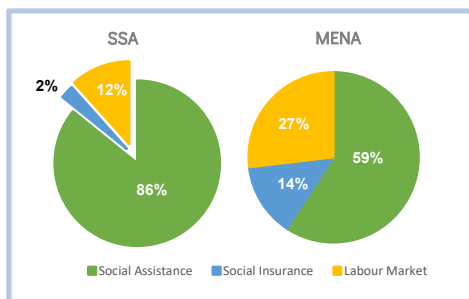


2

SP Responses to COVID-19: Number of Responses

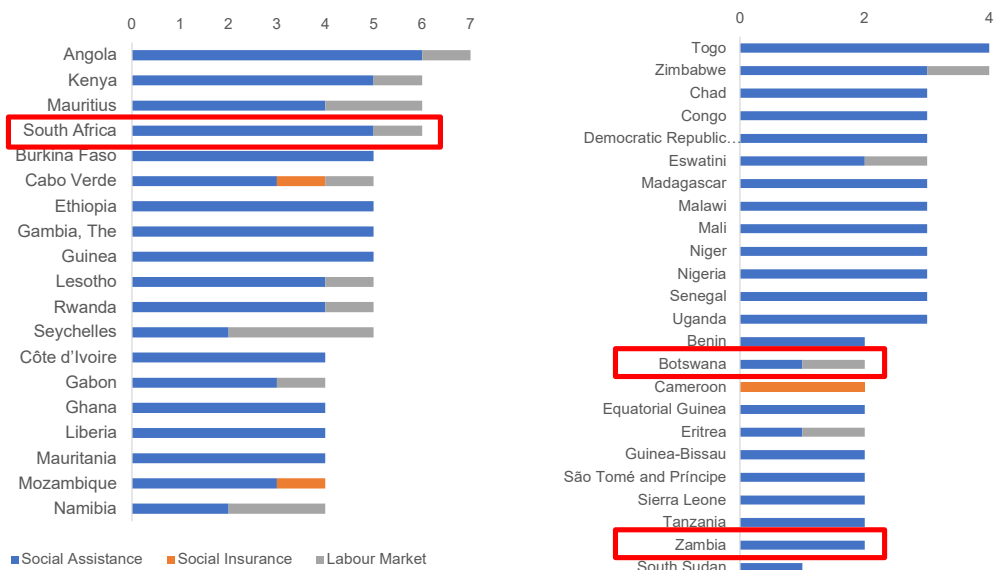
SSA: 155 responses in 43 countries

MENA: 108 responses in 20 countries



3

SP Responses to COVID-19: Sub-Saharan Africa



4

Main SP Components and Instruments

SOCIAL ASSISTANCE



LABOUR MARKET INTERVENTIONS

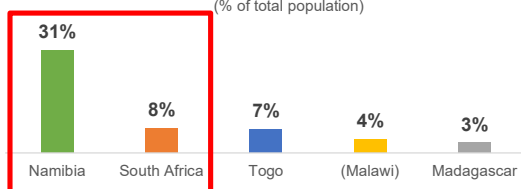


Note: Figure only shows most common instruments. Some interventions used more than one instrument.

5

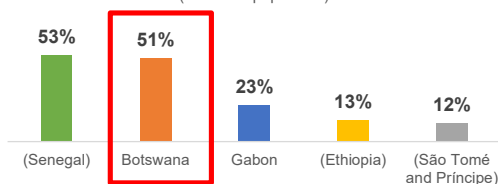
Changes in Coverage: New Emergency Transfers

Coverage Expansion: New Emergency CTs (% of total population)



- **Namibia:** Emergency Income Grant (once-off), 765,452 indiv.
- **South Africa:** Social Relief of Distress (6 months), 4.4m indiv.
- **Togo:** Novissi Cash Transfer (3 months), 567,000 indiv.
- **Madagascar:** Tosika Fameno (2 months), 167,355 HH
- **Malawi:** CT announced but implementation delays

Coverage Expansion: In-Kind Transfer (% of total population)



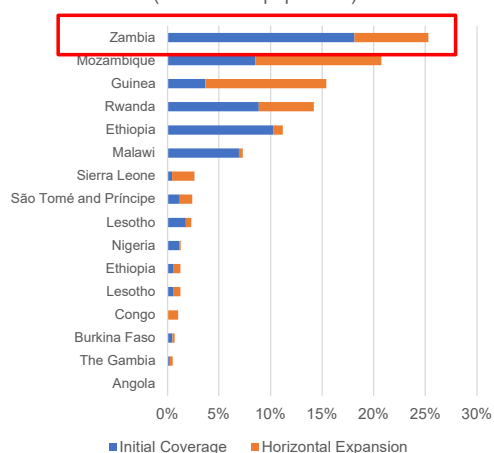
- Total of **26 in-kind transfer** programmes
- Distribution to HH, hence relatively high coverage
- Focus on **urban areas**, i.e. those most affected by lockdown and curfew measures
- Mostly basic food baskets, also sanitary items
- Often **door-to-door** distribution to avoid crowding

Note: Measures for which coverage data was not available are not included. Coverage as per government target (not actual coverage) is marked in brackets.

6

Changes in Coverage: Expansion of existing CTs

Horizontal Expansion via Existing CTs
(in % of total population)



- **25** horizontal expansions in **22** countries
- **Southern Africa:** Largest expansion announced in Zambia
- **Targeting:** Mostly targeted at vulnerable HH or individuals (except Lesotho)
- **Time frame:** Mostly long-term expansions, either still in progress or have not started yet
- **Issues:** Funding, registration of additional beneficiaries, coordination with donors etc.

*Note: Measures for which coverage data was not available are not included
Graph only includes horizontal expansions with at least 1% coverage of total population.*

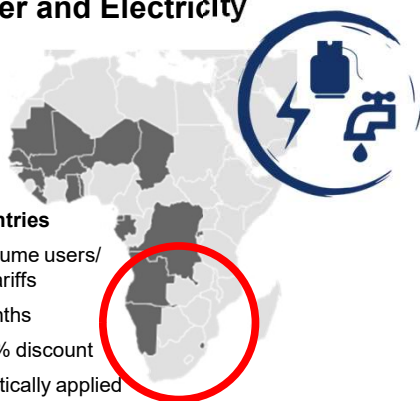
7

SP Instruments used in SSA: Subsidies

Total: 50 subsidies in 33 countries

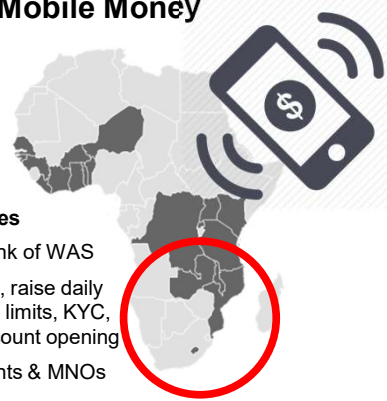
Water and Electricity

- **19 countries**
- Low-volume users/
social tariffs
- 1-3 months
- 20-100% discount
- Automatically applied



Mobile Money

- **19 countries**
- Central Bank of WAS
- Fee waiver, raise daily transaction limits, KYC, remote account opening
- Governments & MNOs

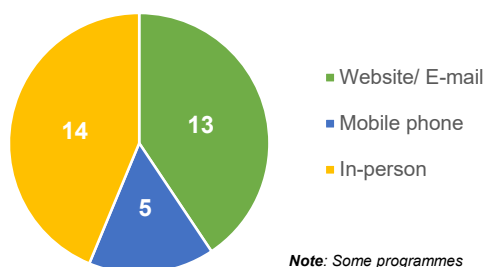


8

Digital Registration and Enrolment Campaigns

Enrolment of New Beneficiaries

Extraordinary Enrolment Campaigns (all measures)



Total: 32 extraordinary enrolment campaigns

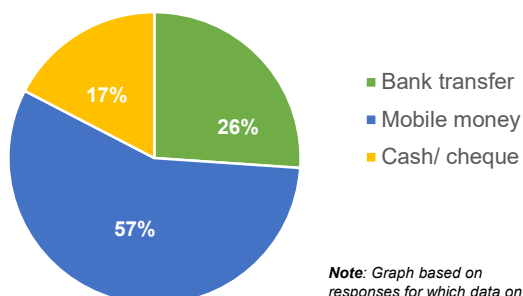
Note: Some programmes used a combination of in-person and digital enrolment/ application tools

- **Existing** social registries and databases often insufficient
- **Website:** e.g. Mauritius, South Africa, Gabon
- **E-Mail:** e.g. Kenya, Zimbabwe, South Africa
- **Mobile:** USSD/SMS or WhatsApp (Togo, Namibia, South Africa)
- **In-person:** e.g. Sierra Leone, Madagascar

9

Digital Payments for Emergency Cash Transfers

Payment Instruments for Emergency Cash Transfers



Note: Graph based on responses for which data on payment mechanism was available, i.e. 24 out of the total of 32 emergency CTs

- **Digital payments** used by most new emergency cash transfers
- **Bank transfer:** Seychelles, Mauritius, South Africa
- **Mobile Money:** Kenya, Namibia, Togo, Congo, Benin, Zimbabwe
- **Cash:** South Africa (back-up)
- **Existing programmes:** Most continued to use existing payment mechanism
- **Change** of payment instrument (mobile money) in Lesotho, eSwatini, Nigeria, Malawi

10

Social Protection Responses in Southern Africa

	Cash Transfers			Food	Employment		Subsidies/ Other		
	ECT	Top-Up	Horiz. Exp.	Food	Wage subsidy	Social security	Water/ electr.	Mobile money	Loan moratorium
South Africa	✓	✓		✓	✓				✓
Zambia		✓	✓			✓		✓	
Botswana	✓			✓	✓				
Tanzania						✓		✓	